


(I) (a) Statement showing Shareholding Pattern

SCRIP CODE : 530255 Name of Scrip : KAY POWER & PAPER LTD Class of Security : Equity As on : quarter ended 30.09.2015 CIN-L21099MH1991PLC06170

Category Code	Partly paid up shares			Number of partly paid up shares	As a % of total number of partly paid up shares	As a % of total number of shares of the Company		
	Held by Promoter/Promoter group							
	Held by Public							
	Total			0	0.00	0.00		
	Outstanding Convertible Securities			Number of outstanding Securities	As a % of total No. of outstanding Con. Securities	As a % of total No. of shares of the Company, assuming full conversion of the Securities		
	Held by Promoter/Promoter group							
	Held by Public							
	Total			0	0.00	0.00		
	Warrants			Number of warrants	As a % of total number of warrants	As a % of total number of shares of the Company assuming full conversion of warrants		
	Held by Promoter/Promoter group							
	Held by Public							
	Total			0	0.00	0.00		
	Total paid up capital of the Company, assuming full conversion of warrants and convertible securities			10640000	100.00	100.00		
Category Code	Category of Shareholders	Number of Shareholders	Total No. of shares	Number of shares held in demat form	Total shareholding as a percentage of total number of shares As a percentage of (A+B) (A+B+C)		Shares pledged or otherwise encumbered Number of Shares As a %	
(I)	(II)	(III)	(IV)	(V)	(VI)	(VII)	(VIII)	(IX) = (VIII)/(IV)*100
(A)	Shareholding of Promoter and Promoter Group ²							
(1)	Indian							
(a)	Individuals/H.U.F	9	4609800	4609800	43.33	43.33	NIL	NIL
(b)	Central/State Government(s)							
(c)	Bodies Corporate	2	142847	142847	1.34	1.34	NIL	NIL
(d)	Financial Institutions/Banks							
(e)	Any Other (specify)							
	Employee Welfare Trust							
	M&M Benfit Trust							
	Sub-Total (A)(1)	11	4752647	4752647	44.67	44.67	0	0.00
(2)	Foreign							
(a)	Non Resident Individuals/Foreign Nationals							
(b)	Bodies Corporate	0	0	0	0.00	0.00		
(c)	Institutions							
(d)	Any Other (specify)							
	Sub-Total (A)(2)	0	0	0	0.00	0.00		
	Total holding of Promoter and Promoter Group (A)=(A)(1)+(A)(2)	11	4752647	4752647	44.67	44.67	0	0.00
(B)	Public Shareholding ³							
(1)	Institutions							
(a)	Mutual Fund/UTI	0	0	0	0.00	0.00		
(b)	Financial Institutions/Banks	0	0	0	0.00	0.00		
(c)	Central/State Government(s)							
(d)	Venture Capital Funds							
(e)	Insurance Companies	0	0	0	0.00	0.00		
(f)	Foreign Institutional Investors	0	0	0	0.00	0.00		
(g)	Foreign Venture Cap. Inv							
	Sub-Total (B)(1)	0	0	0	0.00	0.00		
(2)	Non Institutions							
(a)	Bodies Corporate	119	1335051	1302451	12.55	12.55		
(b)	Individuals							
	i) Holding nominal share capital upto Rs. 1 lakh	5027	1933532	1399932	18.17	18.17		
	ii) Holding nominal share capital in excess of Rs. 1 lakh	64	2250548	2250548	21.15	21.15		
(c)	Any Other (specify) Individual Non-Resident Individual							
	Foreign National							
	Overseas Corporate Bodies	0	0	0	0.00	0.00		
	Non Domestic Companies	2	3500	0	0.03	0.03		
	Trust							
	NRI (NON-REP)	12	233209	233209	2.19	2.19		
	NRI (REP)	108	131513	19513	1.24	1.24		
	Clearing Member							
	Sub-Total (B)(2)	5332	5887353	5205653	55.33	55.33		
	Total Public shareholding (B)=(B)(1)+(B)(2)	5332	5887353	5205653	55.33	55.33		
	TOTAL (A)+(B)	5343	10640000	9958300	100.00	100.00		
(C)	Shares held by Custodians and against which Depository Receipts have been Issued							
1	Promoter and Promoter Group							
2	Public							
	GRAND TOTAL (A)+(B)+(C)	5343	10640000	9958300	100.00	100.00	0	



(f) (b) Statement showing holding of securities (including shares, warrants, convertible securities) of persons belonging to the category "Promoter and Promoter Group"

Sr.No.	Name of the shareholder	Details of Shares held				Encumbered shares ^(*)				Details of warrants			Details of convertible securities		(including underlying shares assuming full conversion of warrants and convertible securities as a % of diluted shares)
		No of Shares held	(A)-(B)+(C)	As a Percentage	(V) = (A)-(B)+(C) of sub-clause (IIa)	(VI) = (V)/(A)-(B)+(C)*100	No of warrants held	As a % of total number of the same class	Number of convertible securities held	As a % of total number of convertible securities of the same class	(X)	(X)	(X)		
(1)		(II)	(IV)	(V)	(VI)	(VII)	(IX)	(X)	(X)						
1	NIRAJ CHANDRA	1682100	15.33	0	0	0	0.00	0	0.00	0	0.00	0	0.00	15.33	
2	DEEPA AGARWAL	741100	6.97	0	0	0	0.00	0	0.00	0	0.00	0	0.00	6.97	
3	USHA GUPTA	1177100	11.06	0	0	0	0.00	0	0.00	0	0.00	0	0.00	11.06	
4	SUSHIL CHANDRA	675100	6.34	0	0	0	0.00	0	0.00	0	0.00	0	0.00	6.34	
5	NIRAJ CHANDRA (HUF)	317700	2.99	0	0	0	0.00	0	0.00	0	0.00	0	0.00	2.99	
6	ADITI CHANDRA	30000	0.28	0	0	0	0.00	0	0.00	0	0.00	0	0.00	0.28	
7	SUSHIL CHANDRA (HUF)	6700	0.06	0	0	0	0.00	0	0.00	0	0.00	0	0.00	0.06	
8	RITU AGGARWAL	5000	0.05	0	0	0	0.00	0	0.00	0	0.00	0	0.00	0.05	
9	RUBY CHANDRA	5000	0.05	0	0	0	0.00	0	0.00	0	0.00	0	0.00	0.05	
10	KAY CHANDRA IRON ENGS. WORKS PVT LTD	142300	1.34	0	0	0	0.00	0	0.00	0	0.00	0	0.00	1.34	
11	CHANDRA TRADING & INVESTMENT PVT. LTD	547	0.01	0	0	0	0.00	0	0.00	0	0.00	0	0.00	0.01	
	TOTAL	4752647	44.67	0	0	0	0.00	0	0.00	0	0.00	0	0.00	44.67	


(*) The term "encumbrance" has the same meaning as assigned to it in regulation 28(3) of the SAST Regulations, 2011


(f) (c) (i) Statement showing holding of securities (including shares, warrants, convertible securities) of persons belonging to the category "Public" and holding more than 1% of the total number of shares.

Sr.No.	Name of the shareholder	Number of shares held	Shares as a percentage of total number of shares (i.e., Grand Total (A)-(B)+(C) indicated in Statement at para (IIa)	Details of warrants			Details of convertible		Total shares (including underlying shares assuming full conversion of warrants and convertible securities) as a % of diluted share capital
				As a % total number of warrants of the same class	Number of warrants held	Number of convertible securities held	% w.r.t total number of convertible securities of the same class		
1	TRUCKLING VINMAX TRADING PVT. LTD	288515	2.71	0	0	0	0.00	0	2.71
2	RICHI KHEMKA	280367	2.64	0	0	0	0.00	0	2.64
3	PADMANABHA DAS MURUGESAN	228210	2.14	0	0	0	0.00	0	2.14
4	MIRZUL SECURITIES PVT. LTD	167202	1.57	0	0	0	0.00	0	1.57
5	POOJA GOEL	146144	1.37	0	0	0	0.00	0	1.37
	TOTAL	1110542	10.44	0	0	0	0.00	0	10.44

(f) (c) (ii) Statement showing holding of securities (including shares, warrants, convertible securities) of persons (together with PAC) belonging to the category "Public" and holding more than 5% of the total number of shares of the company.

Sr.No.	Name(s) of the shareholder(s) and the Persons Acting in Concert (PAC) with them	Number of shares	Shares as a percentage of total number of shares (i.e., Grand Total (A)-(B)+(C) indicated in Statement at para (IIa)	Details of warrants			Total shares (including underlying shares assuming full conversion of warrants and convertible securities) as a % of diluted share capital
				As a % total number of warrants of the same class	Number of warrants held	Number of convertible securities held	
1		Nil	0.00	0	0	0	0.00
	TOTAL	0	0.00	0	0	0	0.00





(i) (d) Statement showing details of locked in shares

Sr. No.	Name of shareholder	No. of locked-in shares	Locked-in shares as percentage of total no. of shares (i.e. Grand Total(A)+(B)+(C) indicated in statement at	Category of shareholders (Promoters/public)
		NA		
	TOTAL			

(ii) (a) Statement showing details of Depository Receipts (DRs)

Sr. No.	Type of outstanding Dr(ADRs, GDRs, SDRs, etc)	No. of shares	No. of shares underlying DRs	Shares underlying outstanding DRs as a percentage of total no. of shares (i.e. Grand Total (A)+(B)+(C) indicated in
		NA		
	TOTAL			

(ii) (b) Statement showing holding of Depository Receipts (DRs) where underlying shares are in excess of

Sr. No.	Name of the DR Holder	Type of outstanding DR(ADRs, GDRs, SDRs, etc.)	No. of shares underlying DRs	Shares underlying outstanding DRs as a percentage of total no. of shares (i.e. Grand Total (A)+(B)+(C) indicated in
	TOTAL			

(iii) (a) Statement showing the voting pattern of shareholders, if more than one class of shares/securities is issued by the issuer.
(Give description of voting rights for each class of security Class X, Class Y, Class Z)

Category	Code	Description of security	Number of Voting Rights held in each class of securities			Total Voting Rights (VI)
			Class X (III)	Class Y (IV)	Class Z (II)+(V)+(VI) of (A)+(B)+(C)	
(1)	(A)	Promoter and Promoter Group				
(1)	(B)	Indian				
(1)	(C)	Individuals/Hindu Undivided Family				
(1)	(D)	Central/State Government(s)				
(1)	(E)	Bodies Corporate				
(1)	(F)	Financial Institutions/Banks				
(1)	(G)	Any Other (specify)				
(1)	(H)	Sub-Total (A) (I)				
(2)	(A)	Foreign				
(2)	(B)	Individuals (Non Resident/Foreign)				
(2)	(C)	Bodies Corporate				
(2)	(D)	Institutions				
(2)	(E)	Any Other (specify)				
(2)	(F)	Sub-Total (A)(2)				
(2)	(G)	Total Shareholding of Promoter and Promoter Group (A)+(B)+(C)+(D)+(E)+(F)				
(2)	(H)	Public Shareholding				
(2)	(I)	Institutions				
(2)	(J)	Mutual Funds/UTI				
(2)	(K)	Financial Institutions/Banks				
(2)	(L)	Central/State Government(s)				

(d) Venture Capital Funds																						
(e) Insurance Companies																						
(f) Foreign Institutional Investors																						
(g) Foreign Venture Capital Investors																						
(h) Any Other (specify)																						
(2) Non-Institutions																						
(a) Bodies Corporate																						
(b) Individuals																						
i. Individual shareholders holding nominal share capital upto Rs. 1 lakh																						
ii. Individual shareholders holding nominal share capital in excess of Rs. 1 lakh																						
(c) Any Other (specify)																						
Sub-Total (B) (2)																						
TOTAL (A) + (B)																						
(C) Shares held by Custodians and against which Depository Receipts have been issued																						
GRAND TOTAL (A) + (B) + (C)																						

